

HISTORY MYSTERY Patch Program



Junior Girl Scouts



Girl Scouts®

Created by the
Girl Scouts of Virginia Skyline Council
Archives Group

1-800-542-5905
www.gsvsc.org



GSVSC ARCHIVES GROUP

GSVSC History Mystery Patch Introduction

The GSVSC History Mystery Patch program was designed to help troops celebrate the 90th Anniversary of Girl Scouts and the 40th Anniversary of Girl Scouts of Virginia Skyline. The focus of this program is to have fun discovering Girl Scout history in all the communities in the 37¹/₃ counties of Virginia Skyline.

The GSVSC Archives Group is charged with the responsibility of keeping the history of Girl Scouts of Virginia Skyline. The Archives Group has recorded the history of GSVSC in *Through the Years 1963-1998*. Through this patch program the Archives Group is challenging troops to fill in the blanks in Virginia Skyline's history. Finding out when and where troops were organized and who was involved is a very important part of recording our council history.

- ✦ Each age level has it's own requirement packet in addition to the leader packet.
- ✦ The challenge for everyone: **Find out when Girl Scouting began in your community. Who was involved? What did they do? Where did they meet?**
- ✦ The ultimate pieces of information needed by the Archives Group: **Which Girl Scout troop was the first to be organized within our current council geography? AND when was the first Girl Scout troop organized in each community?**


A good history mystery detective will be looking for the following:

- Troop meeting places
- Places where troops camped
- Troop meeting activities-songs, games, badges, etc. of long ago
- Service provided to the community
- Troops, troop members, and their leaders
- People involved in Girl Scouting in your community



YOU can help with this quest by completing the GSVSC History Mystery Patch! Information on what you find will be published in The Skyline and Program Notes, and on the council's web site at www.gsvsc.org. Troops should complete the requirements appropriate for their program-level. When the requirements are completed and the required report is filled out, leaders will be able to purchase the *GSVSC History Mystery Patch* from the Skyline Shop.

*A copy of this book is in the History Mystery Suitcase.



Junior Girl Scout Patch Requirements

1. Learn about Girl Scout history using the History Mystery timeline or other info (internet, handbooks, etc.)

LEADER CLUES: Use the timeline in the Leader Packet. With the girls choose the events for your troop timeline. Have the girls color or decorate them. Use a rope with clothespins or tape the timeline pieces to a wall or poster. Each girl should write down her own history event—her birthday and when she became a Girl Scout or some other important event in her life. Have each girl put her history event on the timeline.

Note: Individual Girl Records are important—be sure you keep those or get the girls to help fill theirs in. These forms should go with the girls as they progress through Girl Scouting.

2. Plan a troop History Mystery Detective gathering. This gathering can be a troop meeting, special event, picnic, or tea.

One way to find people to invite to your gathering is for the girls to be History Mystery Detectives using the GSVSC History Mystery Scavenger Hunt (form #2715). Look for clues. Search for people who were Girl Scouts a long time ago. Find out when and where they were Girl Scouts and what they did. Ask them to share their handbooks, uniforms, badges, scrapbooks, pictures, etc. with you.


LEADER CLUES: Copy the GSVSC History Mystery Scavenger Hunt (form #2715) for each girl in the troop or use the form in the back of the leaders packet to order the number you need. Hand them out at a meeting and help the girls get started by giving them examples of how to find people to complete the scavenger hunt. We are looking for women who have been Girl Scouts in your community or any of the communities in the 37¹/₃ counties that make up Virginia Skyline. There is a map of Virginia Skyline in the leaders packet. It can be copied and shared with the girls. Retirement homes or senior citizen centers are good places to find former Girl Scouts. If your troop already has a connection with senior citizens through service projects, this patch will be a good activity for you and your senior friends to work on together. *Girls should not talk to strangers. They should have adult supervision when they are contacting adults outside of their family.* Have the girls complete the scavenger hunt between meetings. Plan time to share the information they have discovered.

You want the girls to learn about Girl Scout history in your community from the women they have located while completing the scavenger hunt. Invite the Girl Scouts that you have found while completing the scavenger hunt to share their Girl Scout experiences with the troop.

Talk to the girls about what they would like to find out in the guest interviews. You may want to have the girls do the interviews in teams of two. One girl could ask the questions and the other record the answers. There is information in the leaders packet on collecting oral histories and getting releases signed. Your girls may want to tape their interviews as well as record them on paper. The questions on the Junior Girl Scout History Mystery Guest Information (form #2716) can be used as a guide. Have your girls add the information that your guests share to your troop's timeline. The girls may want to ask their guests if they would like to teach a song or a game they enjoyed when they were Girl Scouts. Use the form at the back of the clues section to order these forms or you may photo copy the one in this packet.

3. Collect the GSVSC History Mystery Scavenger Hunts (form # 2715) and Junior Girl Scout History Mystery Guest Information (form #2716) and attach them to the Junior Girl Scout Detective Report and Evaluation (form #2717) and send them with your patch order to the Skyline Shop. You might want to keep a copy for your troop's records.

By completing these reports on your guests, you will be helping to add to the history of Girl Scouting in your community and the history of Girl Scouts of Virginia Skyline. Troops may order GSVSC History Mystery Patches for any guest who helps the troop complete the patch. The troop can pay for the patches or ask the guests to pay for them. The patches for guests should be ordered with the troop patches.



Girl Scout Program Links

(with the GSVSC History Mystery Patch)

Junior Girl Scout Badges (2001 Edition)

Across Generations

Collecting Hobbies - for Girl Scout collections

Girl Scouting in the USA

Local Lore

My Heritage


#8 Scrapbook of Girl Scout Memories

Traveler

#8 Interview older Girl Scout

It's Important to Me

#9 Women of Courage



GSVSC History Mystery Scavenger Hunt

*Our troop is helping our Girl Scout council discover more about its history. See how many different adults you can find. When looking for Girl Scouts be sure to do it with adult supervision. Put a * beside those people who would come and share Girl Scout memories with our troop. What kind of detective are you? Find 1-3 people = Rookie Detective; Find 4-8 people = Junior Investigator; More than 8 = Super Sleuth.*

| Find an Adult Who: | WHERE & WHEN | NAME OF PERSON | ADDRESS & PHONE # |
|---|--------------|----------------|--|
| Still has her Girl Scout uniform. | | | Street _____ City _____ State _____ Zip _____ Phone (____) _____ |
| Sold Girl Scout Cookies when she was your age. | | | Street _____ City _____ State _____ Zip _____ Phone (____) _____ |
| Made a sit-upon when she was a Girl Scout. | | | Street _____ City _____ State _____ Zip _____ Phone (____) _____ |
| Was a Girl Scout Leader before 1963. | | | Street _____ City _____ State _____ Zip _____ Phone (____) _____ |
| Was a Brownie in the 1950's or before. | | | Street _____ City _____ State _____ Zip _____ Phone (____) _____ |
| Still has her Girl Scout Handbook. | | | Street _____ City _____ State _____ Zip _____ Phone (____) _____ |
| Was a Girl Scout in the 1930's. | | | Street _____ City _____ State _____ Zip _____ Phone (____) _____ |
| Made a bedroll or blanket roll and used it to go camping with her Girl Scout troop. | | | Street _____ City _____ State _____ Zip _____ Phone (____) _____ |
| Still has her Girl Scout uniform. | | | Street _____ City _____ State _____ Zip _____ Phone (____) _____ |

| Find an Adult Who: | WHERE & WHEN | NAME OF PERSON | ADDRESS & PHONE # |
|---|--------------|----------------|--|
| Earned the highest award in Girl Scouting: Golden Eaglet, Curved Bar, First Class, or Gold Award. | | | Street _____ City _____ State _____ Zip _____ Phone (____) _____ |
| Has a picture of herself in her Girl Scout uniform. | | | Street _____ City _____ State _____ Zip _____ Phone (____) _____ |
| Went camping as a Girl Scout. | | | Street _____ City _____ State _____ Zip _____ Phone (____) _____ |
| Was selected for a national or international Girl Scout event. | | | Street _____ City _____ State _____ Zip _____ Phone (____) _____ |
| Was a Mounted, Wing, or Mariner Girl Scout. | | | Street _____ City _____ State _____ Zip _____ Phone (____) _____ |
| Has a grandmother or great grandmother who was a Girl Scout. | | | Street _____ City _____ State _____ Zip _____ Phone (____) _____ |
| Was a Girl Scout in the 1940's. | | | Street _____ City _____ State _____ Zip _____ Phone (____) _____ |
| Was a Girl Scout in the 1960's. | | | Street _____ City _____ State _____ Zip _____ Phone (____) _____ |
| Was a Girl Scout camp staff member. | | | Street _____ City _____ State _____ Zip _____ Phone (____) _____ |
| | | | |

Detective's Name _____ **Troop Number** _____ **Date** _____

Junior GS History Mystery Guest Information From Troop _____

This report is to be completed by a Junior Girl Scout with the help of her guest.

Full Name of Scavenger Hunt Reporter: _____ **Date:** _____

Guest Name

Were/Are You an Adult Member?

Name as a Girl Scout

When?

Current Address

Where?

City

What was your Girl Scout position?

State & Zip

If you were a troop leader, what age group did you work with?

Phone #
(____) _____

What was your troop #?

When were you a girl member?

Where did the troop meet?

Where?

Names of other Girl Scouts you remember:

Where did your troop(s) meet?

Who were your troop leaders?

Did your troop go camping? If yes, where?

Name other Girl Scouts you remember:

Most memorable Girl Scout experience as an adult:

Did your troop go camping? If yes, where?

Most memorable Girl Scout experience as a girl:

Include other information learned from your guest on the back.

Junior GS Detective Report & Evaluation

This form must be completed to order patches. The GSVSC History Mystery Scavenger Hunt (page 3) and Junior GS History Mystery Guest Information (page 5) must be attached to this form.

NO REPORT, NO PATCHES.

From Junior Girl Scout Troop: _____ Date Completed: _____ , 20____

Leader Name: _____

Phone #: (____) _____ E-mail Address: _____

Mailing Address: _____

City: _____ State: _____ Zip Code: _____

How many History Mystery Guests did you have at your gathering? _____

What did the girls like best about talking to the guests?

What did you find most interesting about this activity?

Other comments:

RETURN FORM BY MAIL (when ordering patches by mail):
Skyline Shop, 3663 Peters Creek Rd., Roanoke, VA 24019 OR
Charlottesville Shop, 380 Greenbriar Square, Charlottesville, VA 22901

RETURN FORM IN-PERSON (when visiting the shop to purchase patches):
Skyline Shop, 3663 Peters Creek Rd., Roanoke, VA 24019 OR
Charlottesville Shop, 380 Greenbriar Square, Charlottesville, VA 22901

COST OF PATCHES

\$1.25 each (if mailed, add 10% shipping cost)

PATCH ORDER

of Girls: _____ # of Adults: _____ # of Guest Participants: _____

FORM # 2717 - R 5/04



1912

To do my duty to God and to my country
To help other people at all times
To obey the Laws of the Scouts.

1972

On my honor, I will try:
To serve God
My country and mankind
And to live by the Girl Scout Law

THE GIRL SCOUT PROMISE



Girl Scouts®

1920

On my honor, I will try:
To do my duty to God and my country.
To help people at all times
To obey the Girl Scout Laws.

1984

On my honor, I will try:
To serve God and my country
To help people at all times
And to live by the Girl Scout Law.

THE GIRL SCOUT LAW

1913

A Girl Scout's honor is to be trusted.
A Girl Scout is loyal.
A Girl Scout's duty is to be useful
and to help others.
A Girl Scout is a friend to all,
and a sister to every other Girl Scout no matter
to what social class she may belong.
A Girl Scout is courteous.
A Girl Scout keeps herself pure.
A Girl Scout is a friend to animals.
A Girl Scout obeys orders.
A Girl Scout is cheerful.
A Girl Scout is thrifty.

1920

A Girl Scout's honor is to be Trusted
A Girl Scout is Loyal
A Girl Scout's Duty is to be Useful and to Help Others
A Girl Scout is a Friend to All and a Sister to every
other Girl Scout
A Girl Scout is courteous
A Girl Scout is a Friend to Animals
A Girl Scout Obeys Orders
A Girl Scout is Cheerful
A Girl Scout is Thrifty
A Girl Scout is Clean in Thought, Word, and Deed

1917

A Girl Scout's honor is to be trusted.
A Girl Scout is loyal.
A Girl Scout's duty is to be useful and to help others
A Girl Scout is a friend to all, and a sister to every
other Girl Scout.
A Girl Scout is courteous.
A Girl Scout keeps herself pure.
A Girl Scout is a friend to animals.
A Girl Scout obeys orders.
A Girl Scout is cheerful.
A Girl Scout is thrifty.

1972

I will do my best:
to be honest
to be fair
to help where I am needed
to be cheerful
to be friendly and considerate
to be a sister to every Girl Scout
to respect authority
to use resources wisely
to protect and improve the world around me
to show respect for myself and others through my
words and actions.

1996

I will do my best to be
honest and fair,
friendly and helpful,
considerate and caring,
courageous and strong, and
responsible for what I say and do.

and to

respect myself and others,
respect authority,
use resources wisely,
make the world a better place, and
be a sister to every Girl Scout.