



Discover

Girl Scouts

Your go-to guide
for getting to know
Girl Scouts!

What Girl Scouts Value

Being “good” at everything isn’t the goal. It’s the willingness to put yourself out there and really make an effort that will give you your fullest, funnest, and most successful life. That’s why both the Girl Scout Promise and Law—which members of all ages recite—start with the idea of trying to do your best.

Girl Scout Promise

On my honor, I will try:
To serve God* and my country,
To help people at all times,
And to live by the Girl Scout Law.

Girl Scout Law

I will do my best to be
honest and fair,
friendly and helpful,
considerate and caring,
courageous and strong, and
responsible for what I say and do,

and to
respect myself and others,
respect authority,
use resources wisely,
make the world a better place, and
be a sister to every Girl Scout.

Girl Scout Family Promise

On my honor, I will try:
To support my Girl Scout and her troop,
To help girls lead at all times,
And to always keep it fun!

*Members may substitute for the word God in accordance with their spiritual beliefs.





What Girl Scouts Do



We know every girl has their own curiosity, dreams, and talents—so when they come together to decide which of the thousands of Girl Scout activities to try, the sky's the limit. Whether visiting an animal shelter, camping, hosting a dance-off, or filming a movie—they're learning to take risks, trust their gut, and team up with others for good.



Make Forever Friends



Have fun



It's easy to make new friends as a Girl Scout. Having fun in a place to call your own, test your limits, and have a blast —with a squad to cheer you on!



Find Adventure



Give Back



From discovering new museums to camping at a state park all weekend, there are as many ways to discover adventure as there are Girl Scouts. No adventure is too big! Beautify your school's playground or lobby for change at a city council meeting. Making the world a better place is all in a day's work.



Lead the way



Earn badges & awards



How do we Glow Up? Girl Scouts learn new skills by earning badges and awards — offering endless opportunities to try new things, lead the way, give back, and make a big impact on their community! Girls can take those skills further learning to take action with Journey awards or show they know how to solve a problem permanently with a Girl Scout Bronze, Silver or Gold Award.



How Girl Scouts Do it

The Girl Scout Leadership Experience, that's how!

The Girl Scout Leadership Experience is when girl experiences include a combination of Girl-Led, Learn by Doing, and Cooperative Learning processes

Girl-led

Girl Scouts follow their own lead, no matter their age. From selecting the badges they'll pursue to how they'll organize an activity, Girl Scouts have the chance to follow their dreams and grow their skills—and the confidence that comes with that.

Learning by Doing

Hands-on activities are fun for Girl Scouts of any age, but they also help them feel empowered to shape their own experience. Girl Scouts unlock their “I got this” attitude as they discover they can always dust themselves off and try again when things don't go according to plan.

Cooperative Learning

There's power in having a tight-knit group of friends who will learn with you, grow with you, and always cheer you on. Girl Scouts see firsthand that teamwork, respect, and collaboration can fuel them through any challenge that comes their way.

in conjunction with participation in fun activities to Discover, Connect, & Take Action

Discover

They'll find out who they are, what they care about, and how to best use their unique talents.

Connect

They'll collaborate with others, both locally and globally, to learn and expand their horizons

Take Action

They'll do what Girl Scouts always do: make the world a better place.

with a focus on STEM, Outdoors, Life Skills, and Entrepreneurship.



STEM



OUTDOORS



LIFE SKILLS



ENTREPRENEURSHIP

The Girl Scout Leadership Experience helps girls to THRIVE and benefits them in ways that last a lifetime! Thanks to the Girl Scout Leadership Experience, girls can:

- Become better problem-solvers and critical thinkers OR learn to think scientifically to solve problems
- Gain the skills and the inspiration to accept challenges and overcome obstacles
- Discover how to set and achieve realistic goals in their lives and future careers
- Develop a valuable work ethic and a sense of empathy for others
- Develop leadership skills, build social bonds, and be happier overall



What Families Do

Single Grade Girl Scout Troop Model

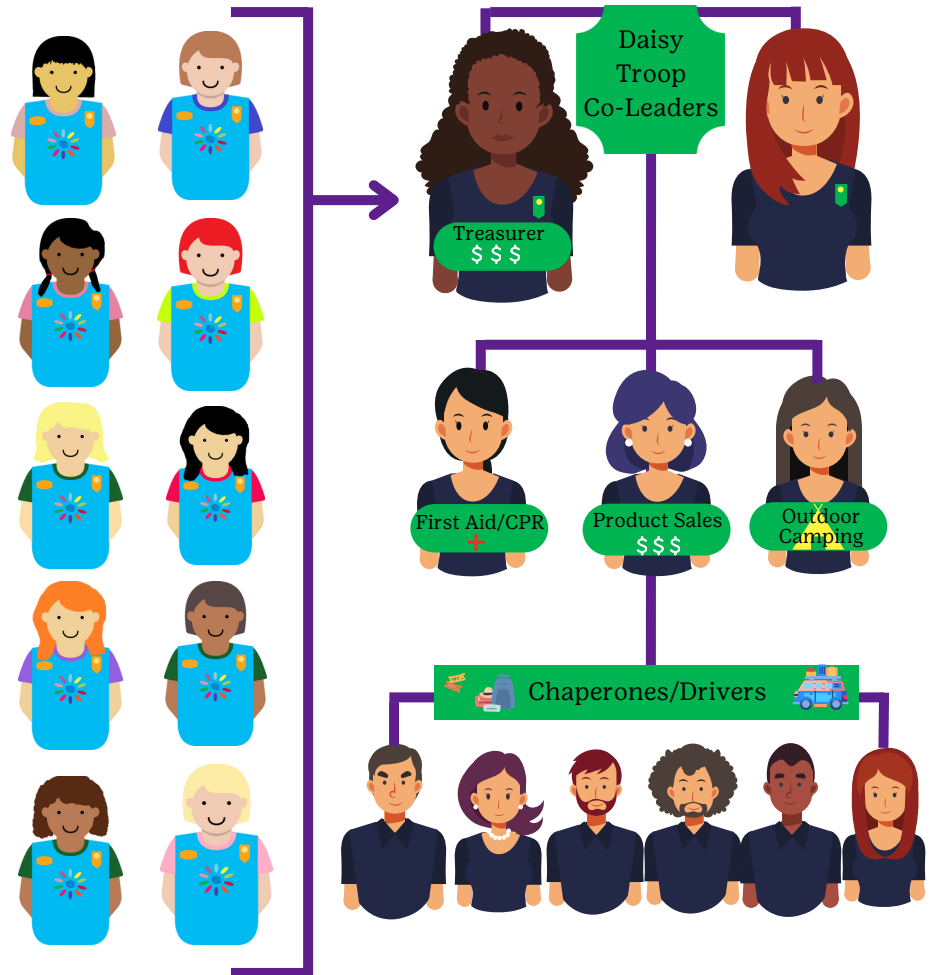
As a volunteer organization, troop availability depends on caring adults (parents/caregivers) volunteering to lead troops.

It is only with the participation of adults (parents/caregivers) volunteering that the Girl Scout program can be brought to life ----- so girls can try new things, share their full selves, and see how good it feels to lead from the heart.

There are two types of troops models: single grade-level or multi-grade level.

The troop experience is especially popular with girls kindergarten through 5th grade.

Let's first review the single-grade troop model and ratios.



Benefits to leading a troop!

- Make memories with your daughter and all of her new friends
- Opportunities for fun and adult friendship
- Personal fulfilment and growth
- Be a role model and mentor for girls in your community
- Expand your skills and personal resume
- Opportunities for exciting outings and adventures!

Single-Grade Ratios

Single-Level Troop Ratios	Two Unrelated Troop Co-Leaders for EACH PROGRAM LEVEL (at least one of whom is female) for this number of girls	One* additional Troop Co-Leader to each additional number of girls
Daisies (Grades K-1)	12	1-6
Brownies (Grades 2-3)	20	1-8
Juniors (Grades 4-5)	25	1-10
Cadettes (Grades 6-8)	25	1-12
Seniors (Grades 9-10)	30	1-15
Ambassadors (Grades 11-12)	30	1-15

Ratios by Program Levels with addition of Troop Co-Leaders:

Single-Level Troop Ratios	Number of program Levels	Total number of Unrelated Troop Co-Leaders (at least one of whom is female)	Number of girls allowable with additional number of troop co- leaders
Daisies (Grades K-1)	1	3	18
Daisies (Grades K-1)	1	4	24
Daisies (Grades K-1)	1	5	30
Brownies (Grades 2-3)	1	3	28
Brownies (Grades 2-3)	1	4	36
Brownies (Grades 2-3)	1	5	44
Juniors (Grades 4-5)	1	3	35
Juniors (Grades 4-5)	1	4	45
Juniors (Grades 4-5)	1	5	55
Cadettes (Grades 6-8)	1	3	37
Cadettes (Grades 6-8)	1	4	49
Cadettes (Grades 6-8)	1	5	61
Seniors (Grades 9-10)	1	3	45
Seniors (Grades 9-10)	1	4	60
Ambassadors (Grades 11-12)	1	3	45
Ambassadors (Grades 11-12)	1	4	60

***NOTE: Troops must have at least two troop co-leaders per program level. One adult should not be leading alone.**

During travel or field trips, follow the Events, Travel, and Camping ratios, which required an increased number of adult chaperones/drivers. Ratios are to be adjusted so that one adult is never left alone with a group of girls or an individual girl.

If a troop allows tagalongs for outings, activities, travel, and camping, they must adjust the ratio for the lowest age/grade of the tagalong. If the tagalong is younger than a Daisy, use the Daisy ratio. Always adjust ratios for each specific activity as outlined in Safety Activity Checkpoints.

A multi-level grade troop can be helpful when families have more than one daughter who wants to join Girl Scouts!

A multi-level grade troop requires more troop leadership but the multi-level grade troop module is equally successful and fulfilling for girls.

Whether the troop is a single grade or multi-level, the key to a successful troop is at least one parent/caregiver (or both) from every family being a registered member of the troop and volunteering to help the troop.

Must the parent/caregiver be a registered Girl Scout?

Yes. Parents/caregivers must be registered adult members and be assigned a volunteer role before they can complete a criminal background check with council.

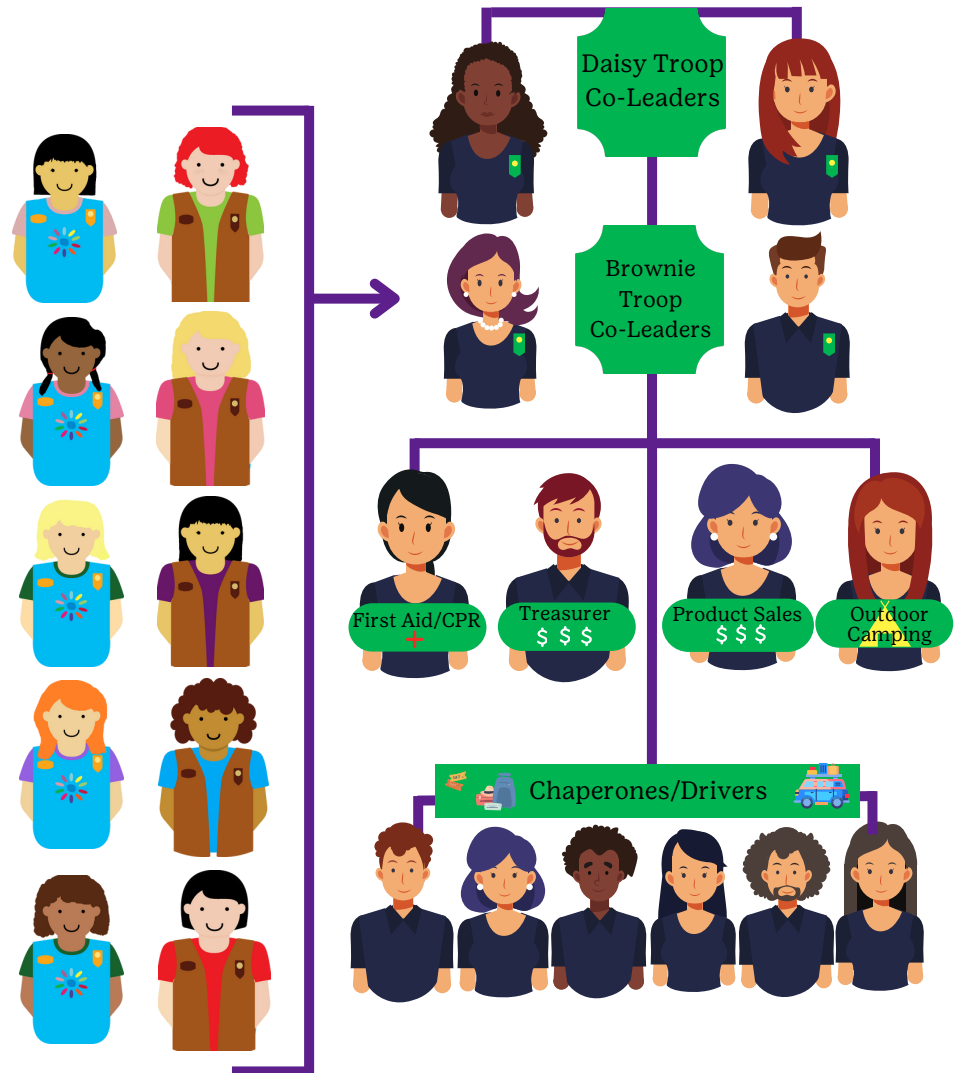
Parents/caregivers must have a membership and cleared background check in order to stay at troop meetings and participate with their daughter in field trips, overnights, campouts, cookie booths, or other travel experiences, etc.

Girl Scout Troops rely on participation of one or more parent/caregiver from every family so troops can stay within GSUSA safety ratios.

What Families Do

Multi-Level Grade Girl Scout Troop Model

As a volunteer organization, troop availability depends on caring adults (parents/caregivers) volunteering to lead troops.



How do troops form?

Girl Scout Troops form when at least 2 interested adults decide they want to lead a troop together and contact their local Service Unit Team or local council to get started!

This can happen in many ways. Here are just a few ways to get started!

- Participate in a local Discover Girl Scout event hosted in your community
- Participate in a Starter Troop hosted in your local community
- Submit an interest form. Girl Scouts can be found at your local Back-to-School events, Fairs, Festivals, or even a Cookie Booth. Any place you meet a Girl Scout! (<https://www.girlscouts.org/en/get-involved/become-a-girl-scout.html>)
- Go to www.gsvsc.org and click on MY GS and Create a Troop (<https://mygs.girlscouts.org>) or email info@gsvsc.org
- Go to www.gsvsc.org and click on MY GS and Find Troops, and Join a "Forming" Troop.

Multi-Level Ratios

Note: For mixed-grade level troops, use the ratio for the lowest grade level in the troop.

Multi-Level Troop Ratios	Two Unrelated Troop Co-Leaders for <u>EACH PROGRAM LEVEL</u> (at least one of whom is female) for this number of girls	One* additional Troop Co-Leader to each additional number of girls
Daisies-Ambassadors (Grades K-12)	12	1-6
Brownies-Ambassadors (Grades 2-12)	20	1-8
Juniors-Ambassadors (Grades 4-12)	25	1-10
Cadettes-Ambassadors (Grades 6-12)	25	1-12
Seniors-Ambassadors (Grades 9-12)	30	1-15

Ratios by Program Levels:

Multi-Level Troop Ratios	Number of program Levels	Total number of Unrelated Troop Co-Leaders (at least one of whom is female)	Number of girls allowable with minimum number of troop co- leaders and program levels
Daisies-Brownie (Grades K-3)	2	4	24
Daisies-Juniors (Grades K-5)	3	6	36
Daisies-Cadettes (Grades K-8)	4	8	48
Daisies-Seniors (Grades K-10)	5	10	60
Daisies-Ambassadors (Grades K-12)	6	12	72
Brownies-Juniors (Grades 2-5)	2	4	36
Brownies-Cadettes (Grades 2-8)	3	6	52
Brownies-Seniors (Grades 2-10)	4	8	68
Brownies-Ambassadors (Grades K-12)	5	10	84
Juniors-Cadettes (Grades 2-8)	2	4	45
Juniors-Seniors (Grades 2-10)	3	6	65
Juniors-Ambassadors (Grades K-12)	4	8	85
Cadette-Seniors (Grades 2-10)	2	4	49
Cadette-Ambassadors (Grades K-12)	3	6	73
Seniors-Ambassadors (Grades 9-12)	2	4	60

***NOTE: Multi-level troops must have two troop co-leaders per program level. One adult must not be leading alone.**

During travel or field trips, follow the Events, Travel, and Camping ratios. Typically groups are not separated by program age-levels for events, travel, and camping. Therefore, “two” additional volunteers for the additional girls may not be required. If the activities require the group to separate by age level, then the ratios must be adjusted so that one adult is never left alone with a group of girls or an individual girl.

If a troop allows tagalongs for outings, activities, travel, and camping, they must adjust the ratio for the lowest age/grade of the tagalong. If the tagalong is younger than a Daisy, use the Daisy ratio. Always adjust ratios for each specific activity as outlined in Safety Activity Checkpoints.

Starting New Troops

How many volunteers and girls are needed to start a troop?

It takes 2 unrelated adults and 5 girls to start a troop. Research shows for a troop to be successful, the ideal troop size includes a minimum of 12 girls.

As a troop forms, Girl Scouts require the participation of one or more parent/caregiver from every family in every troop. As more girls join, additional troop leadership is required to maintain GSUSA safety ratios. A caregiver can be another adult family relative or legal guardian.

All troops must follow the girl-to-adult ratio guidelines set by GSUSA. No matter if a single-grade or multi-level grade, troop leadership must stay within ratios to remain a troop. The adult ratio is ALWAYS based on the grade level of the youngest member of the troop.

Troops must have at least two trained troop co-leaders per program level, one of whom is female.

One adult should never lead alone.



What are the costs?

Annual Girl Scout Membership dues are just \$32 annually per girl and \$25 per adult.

New members needing financial assistance should register and select the "Financial Aid" box on the payment page.

Membership financial assistance (for girls or volunteers) may be available and can be requested by contacting the council at info@gsvsc.org or 540-777-5100. Additional application and eligibility requirements may apply.

Will there be other costs?

Yes, if not covered by participation in product program fundraisers.

Annual Troop Dues are not covered under membership dues. Troop dues are determined by the needs of the of the troop and can average between \$25-\$45 dollars.

Uniforms: A uniform is not required. However, Girl Scouts is a uniform organization and recommend purchasing a tunic, vest, or sash for girls to display earned awards and pins. *Financial assistance for some uniform components is available for those that are eligible.

Handbooks, Badges, & Awards: Some troops expect each family to purchase their own handbooks. Most troop dues and/or funds earned through council-sponsored product sale programs should cover the cost of the earned awards, insignia, and troop meeting supplies.

Programs, Events, Travel & Camping: There will be additional costs for program, events, camping, and travel activities. Council-sponsored product sale programs (Cookies & Fall) offer girls the opportunity to offset these costs by earning and learning!

Give a Little, Get a Lot

Just like at a potluck, where you only bring one dish but get to munch on a full feast, Girl Scouts works best with a team of supporting adults! When each family parent/guardian pitches and steps up to take on one or two roles, everyone benefits big time!

When and where do troops meet?

Troop meetings are based on the volunteers' family and work schedules. Most Troop Co-leaders work full time or have full-time family commitments.

Troops meet in public places such as a local school, library, church, community center, business, or council-owned properties.

Most troops meet once or twice a month.

Girl Scouts of Virginia Skyline is excited to welcome you and your girl!

Be a Girl Scout!

How to Join!

Find Troops

Get ready to join the crew and bring a bit of more happy to your life. Find local troops here: <https://mygs.girlscouts.org>

No luck in finding a troop to join? Then it's time to start a new troop and let the fun & friends begin! Go back to the main page and select "VOLUNTEER" and start your Girl Scout Journey to create a troop for you and your girl.

Discover Girl Scout Events

Join us at one of our upcoming "Discover Girl Scouts" events where your girl will meet other girls in her grade and try out some fun activities. RSVP HERE for an event: www.facebook.com/GSVSC/events

Starter Troops

Start a troop with the support of Girl Scout facilitators. We'll provide your first four meetings—including fun activities, earning badges and patches, troop traditions, chances to make new friends, and more! This is something you do with your Girl Scout. RSVP HERE for a "Starter Troop":

www.facebook.com/GSVSC/events

Undecided? Contact us for more info!

Submit an interest form. Girl Scouts can be found at your local Back-to-School events, Fairs, Festivals, or even a Cookie Booth. Any place you meet a Girl Scout!

If a local troop is not immediately available, let us know what you prefer:

- Help me start a new troop
- Place my girl on a troop waiting list
- Share more about co-leading a troop



www.gsvsc.org/join

Girl Scouts of Virginia Skyline Council
www.gsvsc.org | info@gsvsc.org | 540-777-5100

You're in the right place.

From kindergarten to high school, Girl Scouts offers a wide range of participation options.



Wear It Where?

Girls earn badges, patches, and awards—but where do they belong? Here's the rundown on what goes where on your tunic, sash, or vest.

Flag patch, council name patches, and troop numbers go on the front right, in that order, starting at the top.

Badges and Journey awards always go on the front, starting at the bottom. On a vest, badges go on the right and Journey awards on the left. On a sash, badges go below Journey awards.

Fun patches from trips and experiences always go on the back.

Most uniforms options and styles range from \$9.00 - \$30.00

Need more help with insignia?
Go to [girlscouts.org/placement](https://www.girlscouts.org/placement).

There are lots of ways to have fun, make friends, and do things that have a positive impact on your life, your school, and your world.


Just for Juliettes



A Juliette, or individually registered Girl Scout, has the same Girl Scout experience as other girls, just without being in a troop. If you're a Juliette family, connect with your council for support and to stay up-to-date on exciting events for the whole family.

Adventure is out there

The Skyline Adventurers were created to give older Girl Scouts (ages 11+) a place to challenge themselves through diverse outdoor activities such as kayaking, rock climbing, caving, hiking, and other high-adventurers, Adventurers also travel - regionally, nationally, and overseas, including World Centres of the World Association of Girl Guides & Girl Scouts.



Resources for Volunteers & Families

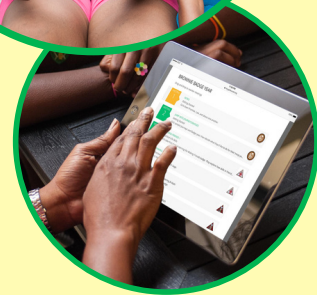
The Volunteer Toolkit: Your Digital Troop Assistant!

The Volunteer Toolkit (VTK) gives you program content and other resources to manage your troop planning all year long-and keep it going smoothly!

***Adults must be a Girl Scout member to access the Volunteer Toolkit.**

Co-Leaders and Volunteers can:

- Access Journey and petal and badge troop meeting plans
- See step-by-step activity guides for each troop meeting
- View and edit your troop roster
- Manage renewals for both girls and adults
- Email parents with single click
- Share troop meeting activities with parents
- Record troop finances and girls' meeting attendance
- Log girls' petal/badge and Journey achievements
- Add events and your own troop activities



Once Troop Co-Leaders setup the Troop VTK year plan, parents can:

- Check out what your girl's troop or group is planning this year
- See when troop events are scheduled
- Stay in touch with the troop volunteers
- See an overview of troop finances
- Discover new ways to participate in the Girl Scout experience

Want to learn more about the Volunteer Toolkit? Just sign in at www.gsvsc.org, click MY GS, and check it out!

A screenshot of the Volunteer Toolkit 'ADD AN ACTIVITY' form. The form is divided into two tabs: 'CUSTOM ACTIVITY' and 'COUNCIL ACTIVITY'. The 'COUNCIL ACTIVITY' tab is selected. The form includes fields for 'Activity Name', 'Location Name', 'Cost', 'Activity Description', and 'Location Address'. There are also dropdown menus for 'mm/dd/yyyy', '04:00 PM', and '06:00 PM'. A green 'ADD ACTIVITY' button is at the bottom right. Below the form, there is a list of activities with dates and descriptions, such as 'TULSA COURAGEOUS AND STRONG' on April 19 and 'MEETING: SUNNY/FRIENDLY AND HELPFUL & ZINNI/CONSIDERATE AND CARING' on April 12. A yellow arrow points from the text above to the 'ADD ACTIVITY' button.

Resources for Volunteers & Families



gsLearn: Online learning!

gsLearn is Girl Scouts' official online and on-demand training forum. It empowers adults* ("learners") to complete training as it works best for them. Learners have access to Girl Scout-specific content that supports accuracy and consistency across the Girl Scout Movement, along with "general knowledge" courses.

***Adults must be a Girl Scout member to access training.**

New Troop Co-Leader Training

Virginia Skyline New Leader Learning Path - Part 1

- GSUSA Your First Time as a Troop Leader
- GSUSA Troop Leader Expectations
- GSVSC GS 102 Finance Training
- GSUSA Generating Troop Funds
- GSUSA Troop Leader Support
- GSUSA Utilizing Troop Support at All Levels
- GSUSA Forming a Troop Committee
- GSUSA Troop Meetings 101
- GSVSC GS 105 Orientation for Product Sale Managers

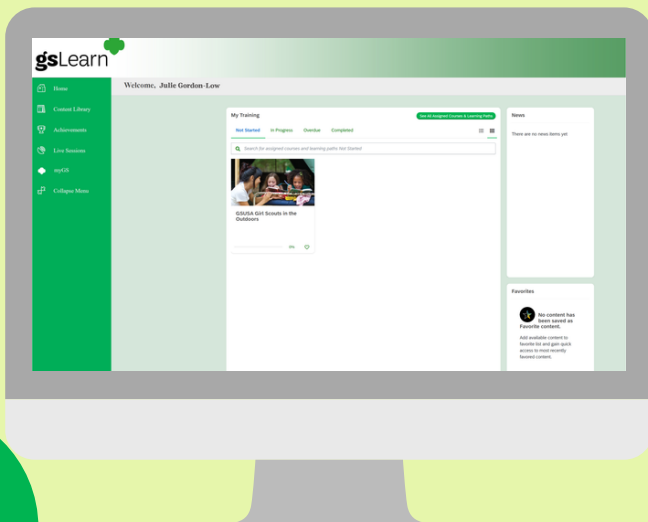
New to Girl Scouts? Want to lead a troop but don't know where to start? No worries! There are more than 80+ courses to choose from in the gsLearn Content Library!

Virginia Skyline New Leader Learning Path - Part 2


- GSUSA Girl Scout Levels and Your Role as a Troop Leader
- GSUSA Creating Your Inclusive Troop
- GSVSC GS 201 Trips & Overnights
- GSUSA Preparing Safe and Encouraging Environments
- GSUSA Managing My Troops from My Account
- GSUSA Girl Scouts in the Outdoors
- GSUSA Volunteer Toolkit Tutorials - Troop Leader View, Troop Finance View, & Caregiver View
- GSUSA Facilitating Virtual Troop Meetings
- GSUSA Zoom for Girl Scouts

Parent Troop Helper Training

- GSVSC GS 104 Orientation for Support Volunteers
- GSVSC GS 105 Orientation for Product Sale Managers



Want to access more courses from the gsLearn Content Library? Just sign in at www.gsvsc.org, click MY GS, select gsLearn, go to Content Library and check it out!





Come See Us

There's a whole world of Girl Scouting to explore at your local council store. The staff is your support team when it comes to finding the right badge booklet, making your Girl Scout


smile with the perfect gift, or staying up on community and family events. Our local store is located at the address below or check out **GirlScoutShop.com**.


We're Here For You

Family helps family, and you're part of ours! Whether you have questions about the troop experience or are going through a rough time on a more personal level, Girl Scouts is here to support you and your family through it all. Never hesitate to reach out.

Girl Scouts of Virginia Skyline Council
5488 Yellow Mountain Road, Roanoke VA 24014

✉ info@gsvsc.org

 <https://www.facebook.com/GSVSC>

 <https://www.instagram.com/gsofvaskyline>

☎ 1-540-777-5100

Girl Scouts of the USA National Headquarters

420 Fifth Avenue
New York, NY 10018

✉ girlscouts.org/contact

 [instagram.com/girlscouts](https://www.instagram.com/girlscouts)

 [facebook.com/GirlScoutsUSA](https://www.facebook.com/GirlScoutsUSA)

 [twitter.com/girlscouts](https://www.twitter.com/girlscouts)

☎ 1-800-478-7248

Year in the life of a Girl Scout

Everything Girl Scouts do helps them find their voices, test their limits, and make the world a better place. Still, with thousands of activities and badges to choose from, one troop's calendar year might look quite different from another. The sample troop year plans are a handy tool to see the types of things your child might be able to do, and they can even be used as a starting point to plan your troop's ideal year.

Check it out!
www.girlscouts.org/troop-year-planner

Pro Tip: Head to your local Girl Scout shop for official gear, helpful tips, and the latest on council events.

Can't make it in person, shop online here:
<https://www.girlscoutshop.com/VIRGINIA-SKYLINE-COUNCIL>

✉ skylineshop@gsvsc.org

☎ 1-540-777-5100



Award and Badge Explorer

Developing an app? Building a community garden? Advocating for a cause you're passionate about? Yup, there's a badge or Award for that!

Find a list of the badges and Journey awards that Girl Scouts can earn, including badge requirements. Filter your results by grade level and topic. You can also select awards and badges to customize your PDF download.

Explore here! <https://www.girlscouts.org/en/members/for-girl-scouts/badges-journeys-awards/badge-explorer.html>

Get Started Now

Troop meetings are awesome, but why let the good times stop there? Head to activityzone to check out some of our favorite activities—then try them at home with your family or friends for free!

Get started at <https://www.girlscouts.org/en/activity-zone.html>

All About My Troop

Fill in the details of your girl's troop and keep this handy all year long!

Troop number: _____

Troop co-leader name & phone: _____

Troop co-leader name & phone: _____

Troop co-leader name & phone: _____

Troop co-leader name & phone: _____

Meeting place: _____

We meet at _____ on _____, every _____ weeks.

Parent/Caregiver Meeting info:

My family is helping out by:

Important cookie dates:

Other important information:
